

Exterior Doors - Options

Date: October 1999

Revised: May 2001

Therma-Tru Door Selections



6-Panel

Premium Steel #PS-210
"B" Labeled #PS-510
Smooth Star #SS-210
Fiber-Classic #FC-60




9-Lite

Premium Steel #PS-262
Smooth Star #SS-262
Fiber-Classic #FC-65



Fan Lite - No Grill

Premium Steel #PS-256
Smooth Star #SS-256
Fiber-Classic N/A



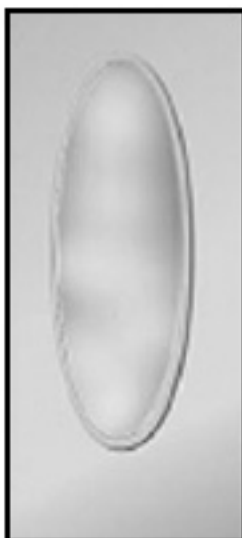
Fan Lite - Divided

Premium Steel #PS-255
Smooth Star #SS-255
Fiber-Classic #FC-23




2-Lite 4-Panel

Premium Steel #PS-296
Smooth Star #SS-296




Oval Insert

Premium Steel #PS-102
Smooth Star #SS-102



15-Lite

Premium Steel #PS-106
Smooth Star #SS-106



1-Lite

Premium Steel #PS-118
Smooth Star #SS-118