

Shower Pans, Corner

Manufacturer: Aker

NEO-ANGLE MODEL SP-NAS

Rough-In Dimensions

38" deep x 38" deep x 7-1/2" high

Finished Dimensions

36-1/2" deep x 36-1/2" deep x 6" high



Unit Features

- * One-Piece Gelcoated Fiberglass
- * 3-3/8" Dia. Center Drain
- * Textured Floor Pattern
- * Balsa Wood "Anti-Flex" Floor Construction
- * "E-Z Set" Base Block System
- * Module Warranty: 3 Year Limited

Special Notes

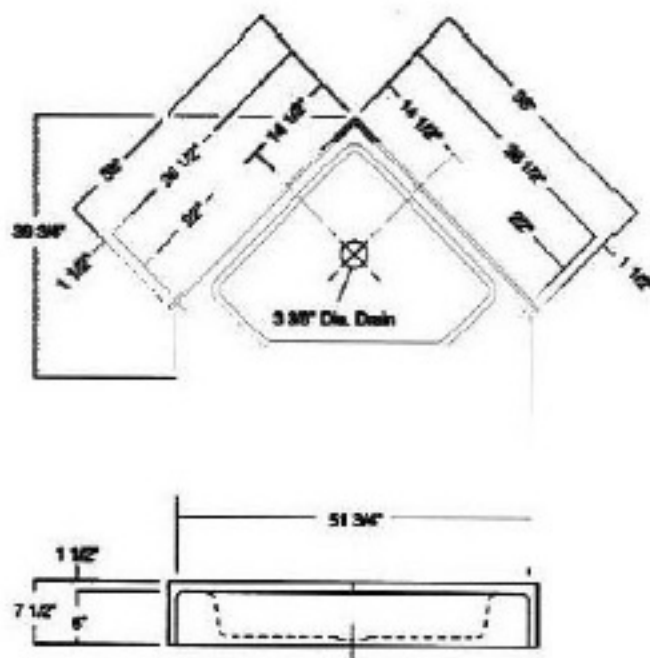
Unit Complies with ANSI Z 124 Series

Unit Complies with HUD / FHA UM-73a (use of materials)



Order No: SP-NAS

36-1/2" x 36-1/2", One-Piece Gelcoated Fiberglass Neo-Angle Shower Pan for inside corner installation.



Floor Area: 1001 Sq. Inches (with 3/4" wall finish)